

TIGHTENING REFERENCE**Power Steering Gear**

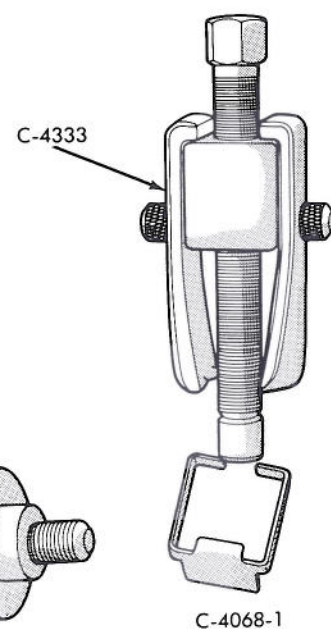
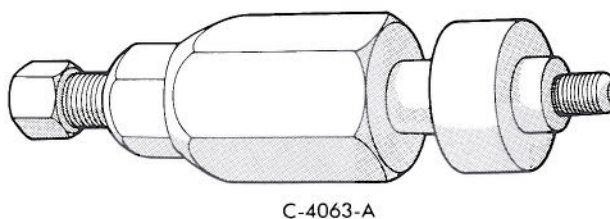
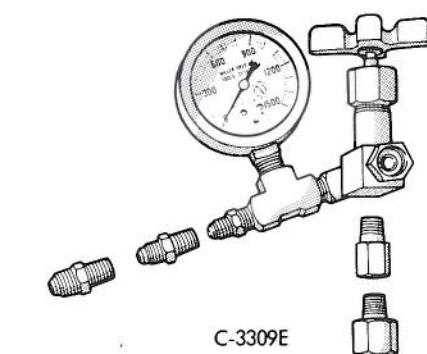
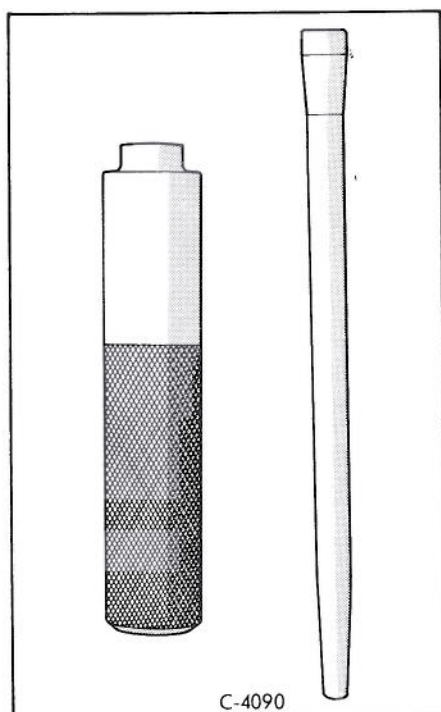
	Foot Pounds	Newton Meters		Foot Pounds	Newton Meters
Gear Housing to Frame Bolt or Nut	100	136	Steering Arm Nut	175	237
Sector Shaft Adjusting Screw Lock Nut	28	38	Housing Head Spanner Nut	200	271
Sector Shaft Cover Nut	150	203	Valve Body Attaching Bolts	9	11
			Valve Body End Plug	50	68
			Steering Wheel Nut	45	61

Power Steering Pump

	Inch Pounds	Newton Meters		Foot Pounds	Newton Meters
High Pressure Hose Fitting: Gear End	230	26	Bracket Bolts	35	47
Pump End	380	43	Flow Control Valve Plug	4	5
			Bracket Mounting Bolts	30	41

Steering Column

	Foot Pounds	Newton Meters
Steering Wheel to Steering Shaft Nut	45	61
	Inch Pounds	Newton Meters
Column Bracket to Column Bolt	20	2
Column Clamp Stud	110	12
Column Clamp Stud Nut	200	23
Flexible Coupling Bolts	200	23
Support Plate Bolts	60	7

POWER STEERING PUMP SPECIAL SERVICE TOOLS

RH34A